

Connemara Pony Breeders' Society



COLT AND STALLION INSPECTION AND CLASSIFICATION 2020

Please read the following notes and Procedures and Conditions before completing the application form.

6.1. The approved application form Colt and Stallion Inspection and Classification may be completed online, downloaded from the website www.cpbs.ie or is available in hard copy from the office.

6.2. The form should be fully completed in BLOCK CAPITALS, signed and returned together with the relevant correct fee as applicable. Please see Appendix 5 of the CPBS Breeding programme Scale of Fees or the website www.cpbs.ie for Scale of Fees. Sterling cash or sterling cheques are not accepted.

6.3. This form must be completed and signed by the registered owner of the pony in question. Incomplete applications or those with incorrect fees will be returned.

6.4. The Lifetime Identification Document/Passport must be registered in the name of the applicant, otherwise the pony will not be inspected. Please check the Lifetime Document/Passport, as incorrect or incomplete applications will be returned.

6.5. Where a pony has not been tested for HWSD previously a DNA sample for testing may be taken on the day by the attendant veterinarian. The fee for HWSD testing will be incurred by the owner and must be paid with application for classification fee to the CPBS. Applications accompanied by the incorrect fee will be returned.

6.6. Please read the attached Procedures and Conditions for Colt/Stallion Inspections below.

6.7. A pony presented for inspection must be adequately trained, fit and clean to take part in all aspects of the inspection as specified in the Procedures and Conditions rules (6.14, 6.15, 6.21 and 6.28).

6.8. Inspection venues and dates will be posted on the website www.cpbs.ie and printed on the application form.

6.9. A closing date for receipt of applications will be posted on the website and printed on the application form.

Rules and Procedure

An Inspection Committee is appointed by the Society annually. This committee is responsible for the implementation of the Breed Standard. The purpose of inspections is to evaluate the performance of ponies in accordance with the breed standard and thereby for classification in the Studbook. Inspection results for individual ponies are maintained by the CPBS Office. Inspection statistics are reported to CPBS members at the AGM and recorded on the website. Twice yearly inspections, in spring and autumn, take place at centres throughout the country. A demonstration of athleticism/jump for colts is obligatory.

6.10. A breeder/owner does not have to be a member of the CPBS to have a pony inspected by the Society; however a different scale of fees will apply: *CPBS Breeding Programme Appendix 3 Scale of Fees* at www.cpbs.ie.

6.11. The Society will inspect colts of three years and over.

6.12. Owners/agents must report to the inspection office with the Lifetime Identification Document/Passport and signed declaration form for the pony entered for Inspection on arrival at the inspection venue. (please note this procedure may differ due to Covid-19)

6.13. The inspection of each pony shall take into account the individual merits of the pony on the day of inspection.

6.14. Ponies must be presented for inspection in the natural state, i.e. not clipped and with manes and tails not plaited. Ponies must be healthy, groomed, with hooves trimmed by a farrier, in a bridle with bit and on a secure lead with a quick release clip.

6.15. Markings must not be obscured or altered in any way.

6.16. All colts, if not already tested for HWSD, may be at time of inspection.

6.17. Should testing for HWSD be required a hair sample for DNA analysis will be taken on the day of inspection. The owner will be liable for the fee which will be payable to the CPBS. The results of the HWSD test will be stamped on the passport and published with the linear profile results on the CPBS online database.

6.18. In 2019 the inspection method known as linear profiling was introduced; see *CPBS Breeding Programme Appendix 2 Linear Profiling*, Appendix 3 and Section 8.

6.19. Three inspectors all trained and experienced in the method of linear profiling will participate at the inspections. The scribe shall be one of the inspectors. The purpose of the educational advisor is to explain the outcome of the inspection via the score sheet to the breeder/owner if required. A veterinary practitioner will also be in attendance. A trained arena party will assist for free gait assessment and for Athleticism/Jump Assessment.

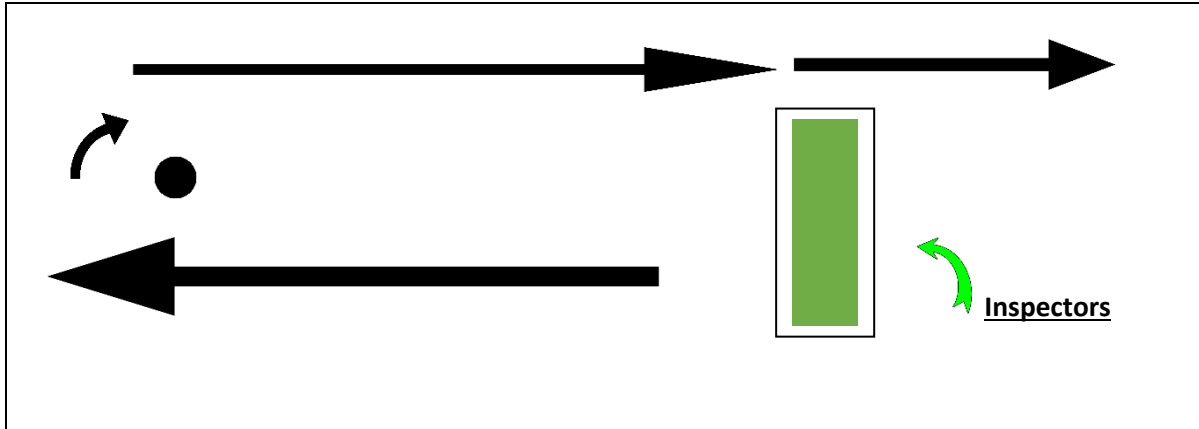
6.20. Ponies will have their transponder code (microchip) verified on the day of the inspection. If any discrepancy arises or if the code cannot be located, a sample for DNA testing to verify parentage will be taken by the attendant veterinary practitioner. Owners/breeders will be liable for this cost.

6.21. Ponies must be adequately trained and fit to take part in all aspects of the inspection including walking and trotting in hand and on a triangle 18m x 18m x 18m. The triangle allows inspectors to assess the natural paces of the pony from behind, side and in front and allows them to easily assess freedom of shoulder, use of back, engagement of the hock, tracking up and straightness in both phases.

6.22. Handlers should ensure they wear suitable attire with a view to safety. The CPBS accepts no responsibility for any accidents arising from the inspection.

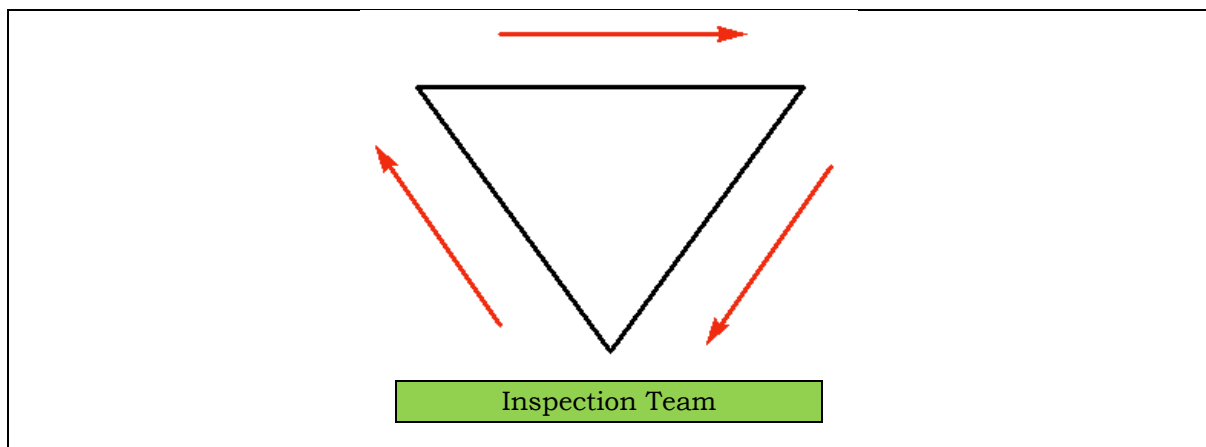
6.23. Conformation Assessment/In Hand Gait Assessment on a Hard Surface

The pony will be required to stand for a visual inspection on a hard surface. The pony must be stood up, with the off (right) side facing the inspectors. The handler should always lead from the near (left) side of the pony. The pony must be trained to show correctly. Upon request, the handler will walk the pony away from the inspection panel, around the marker (as shown in Diagram A) and return to the panel. The handler will then repeat the process in trot, however in trot the pony should continue to trot past the inspection panel.



6.24. Conformation Assessment/In Hand Gait Assessment on the Triangle

In the indoor arena ponies will be required to stand for a visual inspection. When requested the handler will lead the pony in walk along the perimeter of the triangle and then in trot (as shown in Diagram B).



6.25. Free Gait Assessment

Handlers will lead the pony into the enclosed jumping area. When directed by the Trained Arena Party the handler will release the pony by unclipping the lead rope. The handler will stand inside one of the diamond-shaped markers. The arena party will then direct the pony through its free gait assessment. Ponies will be shown loose on both reins in trot and in canter.

6.26. Athleticism/Jump Assessment (Loose Jumping)

In the loose jumping phase will be guided through the jumping lane by the trained arena party. They will be assessed for free athleticism/jumping. Handlers may advise the arena party as to how they wish their pony to be handled. Handlers must remain in the diamond-shaped marker until the routine is completed, at which point the handler will be requested to catch the pony, reattach the lead rope and present the pony in front of the inspection panel for a final assessment. Ponies may be led to and released in the jumping lane by the handler.

Ponies are required to jump through the jumping lane five times including one practice round and four assessment rounds to a maximum height and width of 75 cm.

6.27. Assessment rounds: The jumping lane consists of two obstacles of which the first is a check vertical 50 cm high with a baseline pole placed 9 m from the corner of the lane; followed by a second obstacle:

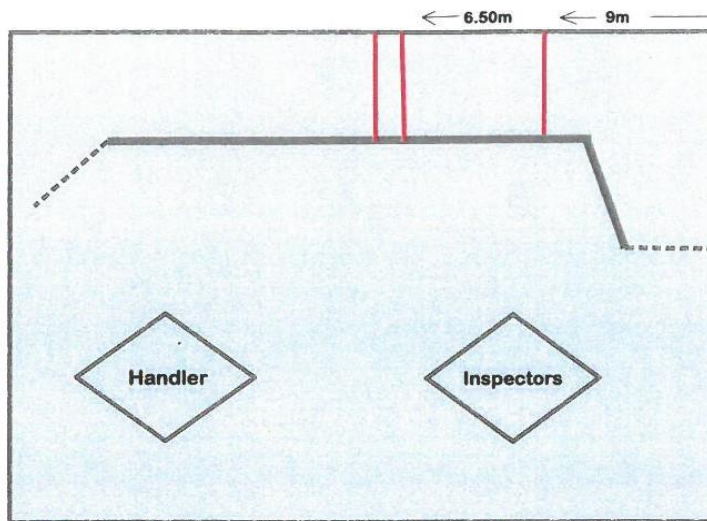
Round 1 a vertical 65 cm high

Round 2 an oxer (spread) back pole height 65cm, spread 65 cm

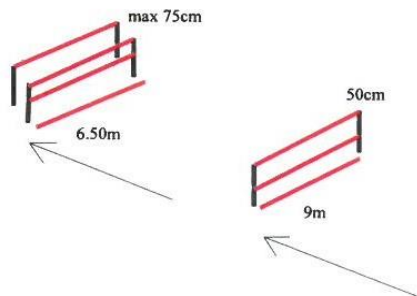
Round 3 a vertical 75 cm high

Round 4 an oxer (spread) back pole height 75 cm, spread 75 cm with a baseline pole at a distance of 6.50m from the check fence. Distances will be adjusted for 138 cm and under.

**JUMPING LANE DIAGRAM
DISTANCES & HEIGHTS**



Arena: 35m x 30m (approx.)



- 6.28. **Ponies must be mannerly and fit to be handled** by the veterinary practitioner appointed by the CPBS.
- 6.29. All ponies will be measured for height and ponies shall have their bone measured too.
- 6.30. An owner may appeal a height measurement. Please see *Appeal's Procedure*.
- 6.31. Colts eligible for either Class 1 or 2 after the visual inspection will undergo a full veterinary examination. The veterinary fee of €100 is payable on the day of inspection to the CPBS. If the owner chooses not to have the pony inspected by the vet the pony will remain in Class 3.
- 6.32. Lunging is a compulsory part of the veterinary examination. Colts must be trained for this.
- 6.33. All ponies may be photographed at the inspection and these photographs can be used in Society publications, on the Society website and Society social media.
- 6.34. Classification, linear profile confirmed inspection results, HWSD status and height measurement will be published in Society publications, on the Society website and on Society social media.
- 6.35. The decision of the inspection team and the marking sheet of the pony will be given to the owner on the day of the inspection. It is not permissible for any owner/breeder to enter into discussion or approach a member of the inspection team. Any queries may be addressed to the education advisor.
- 6.36. The education advisor is in attendance expressly to advise on the inspection result if so required.
- 6.37. Ponies may be presented for possible reclassification at a later date. Reapplication for inspection is required.
- 6.38. The CPBS reserves the right to terminate the inspection for health or safety reasons